


First Grade Supplies for At-Home Learning

Thank you for the Express Grant Award and supporting first grade students in learning at home. Your monies allowed families to have basic supplies enabling students to continue their learning at home. Often I would ask students to finish a project at home and they would respond, "Mrs. Howard, we don't have scissors at my house," or "I don't have crayons". Knowing this information, I applied for the grant and was able to order supplies that would ensure my first grade students could complete their school work and feel good about learning at home. Again, many thanks.

-Kit Howard, Trailside First Grade



Thank you so much for funding my grant request. Distance learning, a foreign concept a few weeks ago, became a quick reality. Teachers are turning their homes into remote classrooms while trying to learn how to effectively teach, communicate, and foster relationships through a computer screen.

The teaching component is especially challenging, but the show must go on! Teachers are creating engaging, educational learning experiences to teach the grade level priority standards while trying to differentiate and provide feedback. We are building the airplane in the air.

Thankfully, PCEF is a great support. Thank you for lessening the burden and helping make the magic happen.

- Lori Drivdahl, Trailside 5th Grade Teacher



Distance Learning for Severe Special Education Populations

I have been meaning to touch base with you to say thank you for the grants. The availability of a grant right now and such quick turnaround is making a big difference in our sudden switch to distance learning. The reading programs that the severe teachers can now use in addition to Social Express are being put to immediate use. We gave the PCEF a big thank you in our last newsletter. Now that we have extended online learning, these programs are becoming part of the only means to deliver some of the unique aspects of student programming special ed needs to provide.

- Laurie Maggard w/Kara Brechwald and Dan Gallery K-12, Special Ed teachers

Preschool

I just wanted to say thank you so much for the pre-k program. It has been the most amazing program or activity I have enrolled my son, Johnny, in. It is precious, educational, and loving.

I also just wanted to let you know how helpful Julie Alvarez and Solana Astorga have been. Since all parents have now become teachers, they have helped us and guided us through their class dojo account. The content they have posted is doable, fun, educational, organized, creative, and repeatable. I love doing the Foundations letters every day that Julie suggested in one of her first videos during quarantine. Thank you for this program and thank you for hiring such intelligent teachers.

I am hoping I conveyed how lucky I feel to have Julie and Solana as teachers for my son. If you haven't checked out their dojo account, it is really a gem. My son still feels connected to both of his teachers. - Melissa Horn, parent




Tech Savvy Home Classroom

Shelby Cornett, Jeremy Ranch

Ms. Cornett's Home Classroom

Thanks to the donations from the PC community and the outstanding efforts of PCEF, Ms. Cornett's home classroom is better equipped for remote, online teaching!



Face Masks for Latinx Families

Thank you for supporting our Latinx community! We distributed masks (thanks to Lyndsay Huntsman's PCEF grant) to the LIAs for larger distribution to members of their housing communities. In addition, the kids are posting flyers to spread the word about the free Covid-19 testing available (thank you PC Hospital/Intermountain).

We appreciate the love from the PCEF and the amazing folks at the PC Hospital. Thank you, Latinos in Action, for continuing to serve!

- Anna Martinez Williams and Lyndsay Huntsman



AP Computer Science T-shirts

I started delivering shirts today. Boy, were those kids surprised! It was perfect timing after the school cancellation news yesterday. The seniors are especially bummed so it felt good to put a smile on their face. I got a few snaps. Thank you SO MUCH!


- Kelly Henderson, PCHS AP Computer Science



Home Learning Supplies with Mrs Owen

I am glad my \$100 donation was able to fund my grandson's teacher and classroom! I am just SO proud of how educators have stepped up in this crisis...surprised? NO! 💖

- Denise Cody – Grandparent of Trailside 3rd grader in Michelle Owen's class



At Home Learning Technology for JRES 3rd Grade DLI


Hi PCEF!

I have received everything we ordered: the iPad, the Apple pencil, and the warranty. Thank you!

I am now able to create high quality instructional videos for my students as I can write on the lesson as I am videotaping it. I included pictures.

Thanks again!

Emma Bohrer



Remote Learning Tools for PCHS Dance

PCEF, thank you so much for funding my remote learning grant for an audio enhancement app and some SEL learning supplies. I greatly appreciate your support, especially in these unprecedented times. Stay well!

- Ashley Mott, PCHS Dance Teacher

Date: Mon, Apr 13, 2020 at 12:01 PM

Subject: Care Package

To: Ashley Mott <amott@pcschoools.us>

Hi Mrs. Mott, Thank you so much for the quarantine care package! I was so excited opening it and seeing all the care and love you put into it. I'm already using the journal and pens and colored pencils! Everything is so cute! I absolutely love the bracelet! It made my heart happy reading the note and everything that was so motivating. Thank you for always thinking of us and making sure we are doing alright! It means so much having you in our corners as someone we can turn to. I miss you so much! Thank you for all you do!!

Instructional Online Coaching Course

Thanks to your grant, all elementary coaches are receiving the same high impact training from Jim Knight's nationally recognized group, The Coaching Group. This training will allow the coaches to collaborate and build a "playbook" of researched based instructional strategies. Many which are transferable between subjects, grades and languages. In our current remote setting, many of these strategies still play true. As coaches we are still supporting teachers on how to effectively engage our students and how to be able to formatively assess their learning. The training we are taking, allows us to learn from others across the world and adapt to our new settings.

- Andy Tullis, Joe Demers, Jennica Paterniti,

Elementary Visual Art (EVA) Take Home Art Lessons

"Race or no race we will always support PCEF. When I was young I would have given anything for an art room full of supplies that inspired creativity and an art teacher who was not afraid to get messy and encouraged your imagination to soar. Thanks to PCEF my kids can have all those things! Even when we had to stay home we got to make paper mâché donuts thanks to Melissa Allen (PPES), the world's greatest art teacher! Thanks PCEF for investing in the whole child and truly giving kids a brighter future."

- Tanya Keller, parent



Elementary Visual Art (EVA) Take Home Art Lessons

I applied and received an express grant from PCEF and with the money, ordered art supplies to encourage creativity at home. Yay PCEF! Thank you so much for encouraging the kids to be creative. There is a note inside with the website of the KAC and the links to past lessons that used these materials.

- Stefani Kimche, McPolin EVA teacher



Dear Kindergarten Families,

We are very excited about our next phase of distance learning in Kindergarten. Each morning, you will receive an email with a link to access 4 learning videos.

Here is today's link:

<https://drive.google.com/drive/folders/1CoPF84woPo4trVnOg7VRpZ03cu6S2L-8?usp=sharing>

As a Kindergarten team, we have made academic videos in different subject areas for your child to watch. Each day, your child will need the **corresponding bag for the subject area** of the video they are watching. Their job will be to follow along with the teacher and complete the lesson for the day. Sometimes, there may be an extension activity for your child to complete.

Your child will get to learn from the Kindergarten Team.

Foundations-Mrs. Yaeger

LA Module-Mrs. Robinson

Math-Miss Bowers

Other (Phonemic Awareness, Writing Skills, Science and Social Studies)-Mrs. Martin

Most lessons will build upon the previous day's lesson, so please have your child watch in **sequential order each day**. For example, the lessons will be labeled, Week 5-Day 1, Week 5-Day 2, etc.

Parents, please remember to complete the **Student Learning Log** each day/week. Don't forget to include the video time on the logs.

We would like to give a **HUGE Shout-Out to the PCEF**. We applied for a grant for the take-home supplies we provided in the Packet Pickup Bags. PCEF accepted our grant and gave us the funding to purchase additional materials. Just another wonderful example of how **PCEF** continues to help our Park City Community!



We're changing the equation Please let us know if you have any concerns or questions. Warm Regards, JRES Kindergarten Team

6th & 7th Grade 3D Printing

One of our 7th-grade students has been putting his 3D printing skills to good use with his new personal printer. Currently, he is helping to print the plastic attachments for face shields for Intermountain Healthcare. Attached you will find an image of the face shield that he is creating. I will also be helping to print some of the parts. Ben became interested in 3D printing/modeling through our after school program, which has been funded by PCEF.

- Brad Gannon, CTE Teacher



Park City Rocks

Park City Rocks is a community building activity designed to engage students during these trying times. Students are encouraged to be creative and artistic. It encourages kids to get outside, and it gives them a way to connect with friends, family and community members while practicing social distancing. Park City Rocks was developed by teachers in an effort to provide students with a means by which they can have fun safely, during a trying time.

-Melanie Moffat, Debra Guthery, Anna Williams, Eric Esquivel

Step 1: Find a nice smooth rock (good to paint on) no bigger than 6 inches.

Step 2: Paint a nice message on the rock that will make someone's day

Step 3: Take a photo with your phone, and upload the picture [here](#)

Step 4: Place your rock where people can easily see it and find it. Here are some ideas: Place it on a walking path, hiking path, near a sidewalk, in the tunnels or even in a visible family garden.

Step 5: Look for rocks in the community, take a picture of the rocks you find and upload them to the ParkCityRocks.com website or post on Instagram.

